

Student Growth and Achievement (Grades 10-12)



Diploma Exam Results By Course

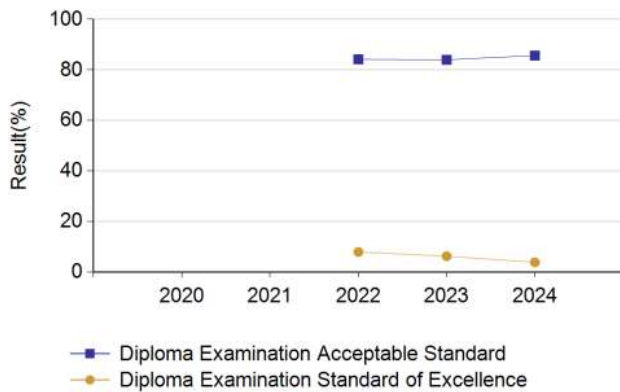
Authority: 1070 The Peace River School Division

Province: Alberta

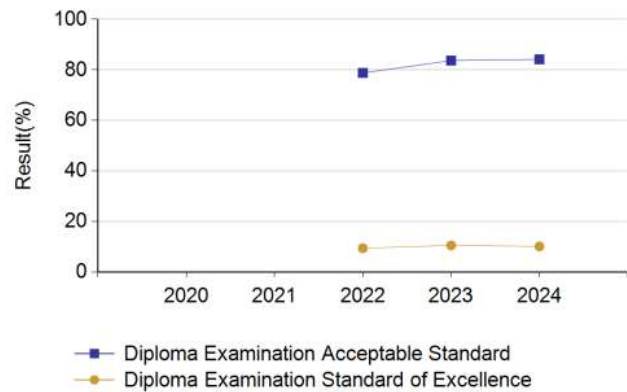
English Lang Arts 30-1

	Peace River School Division					Alberta				
	2020	2021	2022	2023	2024	2020	2021	2022	2023	2024
Students Writing	n/a	n/a	38	81	105	n/a	n/a	17,372	31,493	33,001
Diploma Examination Acceptable Standard (%)	n/a	n/a	84.2	84.0	85.7	n/a	n/a	78.8	83.7	84.2
Diploma Examination Standard of Excellence (%)	n/a	n/a	7.9	6.2	3.8	n/a	n/a	9.4	10.5	10.1
School Awarded Acceptable Standard (%)	n/a	n/a	100.0	100.0	99.0	n/a	n/a	98.2	98.4	98.6
School Awarded Standard of Excellence (%)	n/a	n/a	47.4	39.5	42.9	n/a	n/a	44.6	42.4	42.1

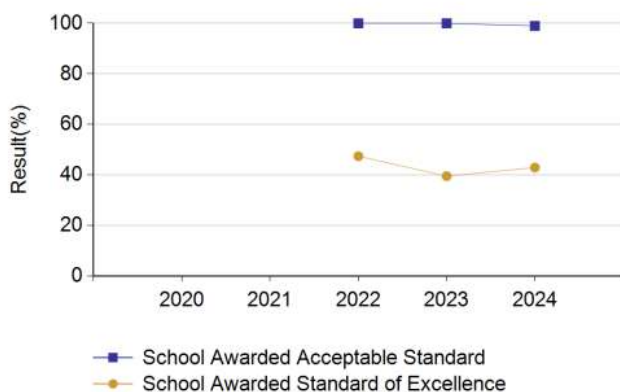
Diploma Examination
Peace River School Division



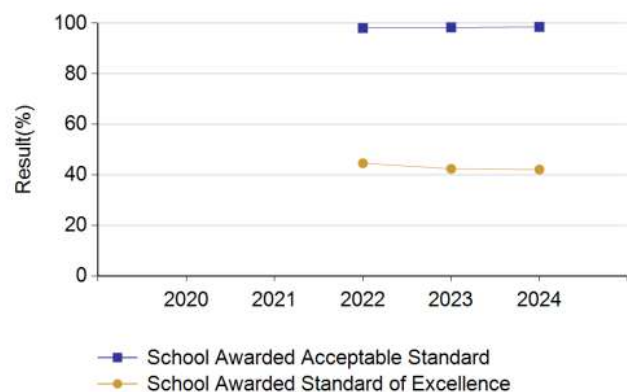
Diploma Examination
Alberta



School Awarded
Peace River School Division



School Awarded
Alberta



Notes:

1. Data values have been suppressed where the number of respondents/students is fewer than 6. Suppression is marked with an asterisk (*).
2. Participation in the Diploma Exams was impacted by the COVID-19 pandemic from 2019/20 to 2021/22. Caution should be used when interpreting trends over time.
3. Participation in the Diploma Exams was impacted by the fires in 2022/23. Caution should be used when interpreting trends over time for the province and those school authorities affected by these events.

Student Growth and Achievement (Grades 10-12)



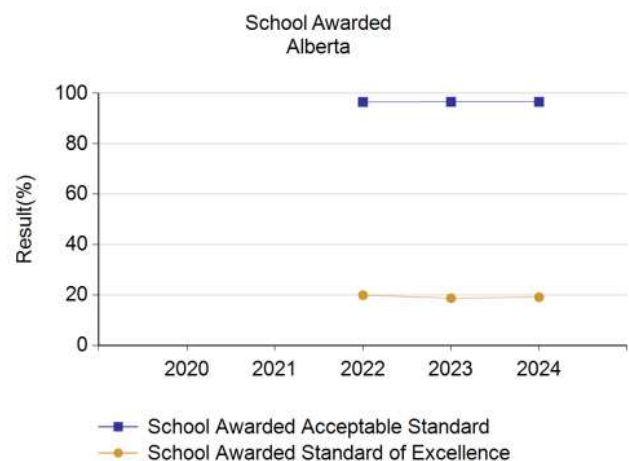
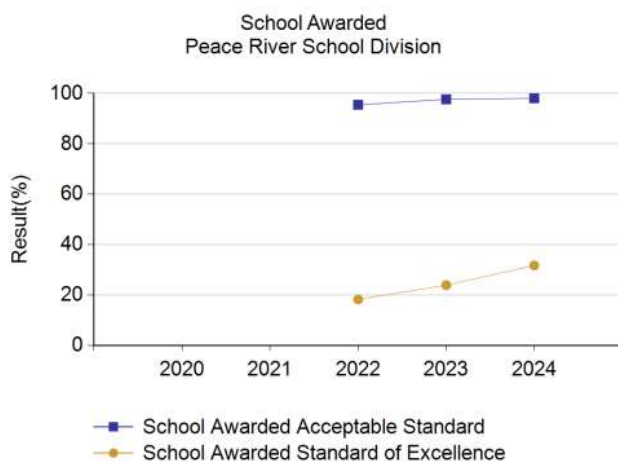
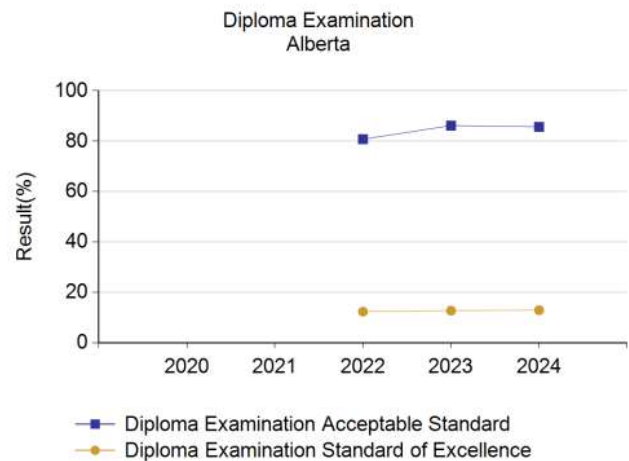
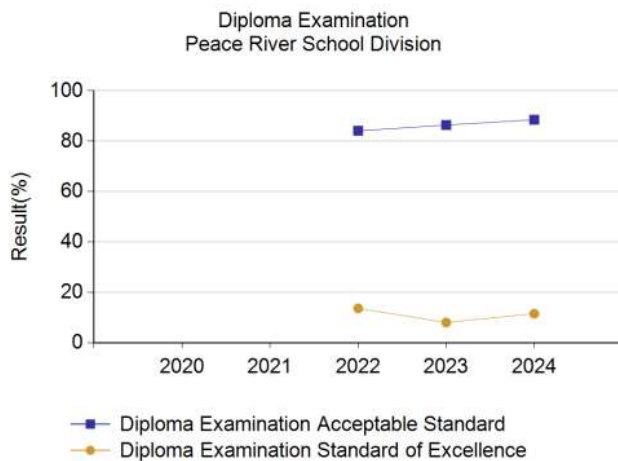
Diploma Exam Results By Course

Authority: 1070 The Peace River School Division

Province: Alberta

English Lang Arts 30-2

	Peace River School Division					Alberta				
	2020	2021	2022	2023	2024	2020	2021	2022	2023	2024
Students Writing	n/a	n/a	44	88	104	n/a	n/a	8,903	17,112	19,219
Diploma Examination Acceptable Standard (%)	n/a	n/a	84.1	86.4	88.5	n/a	n/a	80.8	86.2	85.7
Diploma Examination Standard of Excellence (%)	n/a	n/a	13.6	8.0	11.5	n/a	n/a	12.3	12.7	12.9
School Awarded Acceptable Standard (%)	n/a	n/a	95.5	97.7	98.1	n/a	n/a	96.6	96.7	96.7
School Awarded Standard of Excellence (%)	n/a	n/a	18.2	23.9	31.7	n/a	n/a	19.9	18.7	19.1



Notes:

1. Data values have been suppressed where the number of respondents/students is fewer than 6. Suppression is marked with an asterisk (*).
2. Participation in the Diploma Exams was impacted by the COVID-19 pandemic from 2019/20 to 2021/22. Caution should be used when interpreting trends over time.
3. Participation in the Diploma Exams was impacted by the fires in 2022/23. Caution should be used when interpreting trends over time for the province and those school authorities affected by these events.

Student Growth and Achievement (Grades 10-12)



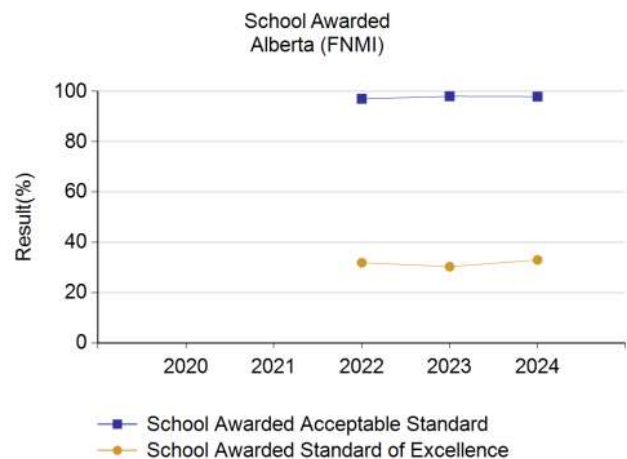
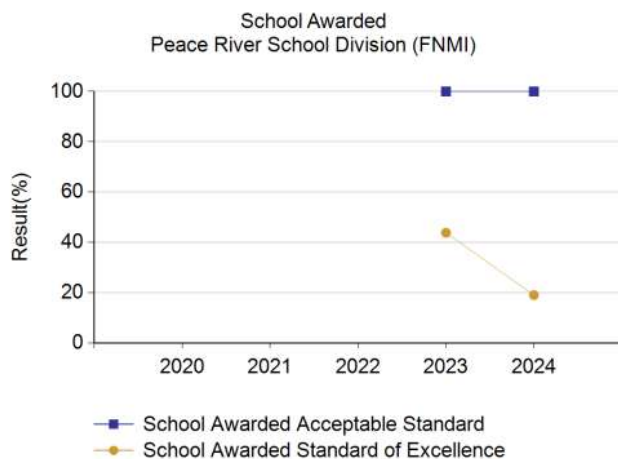
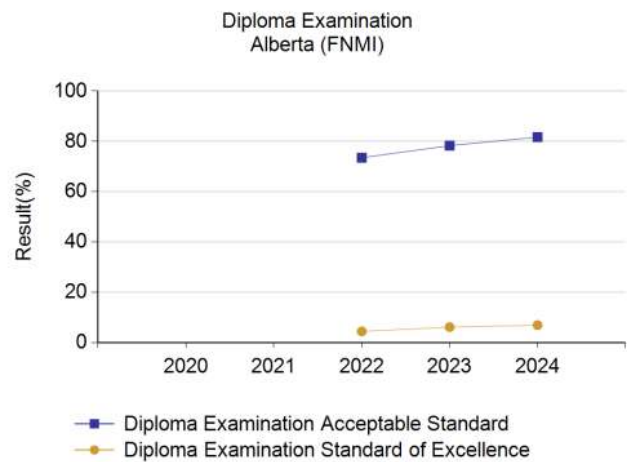
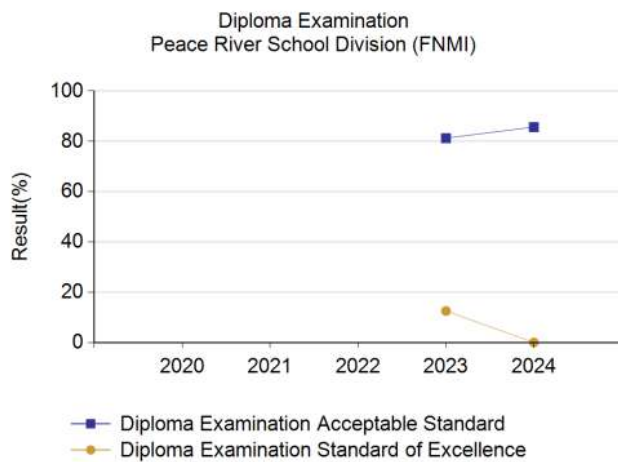
Diploma Exam Results By Course

Authority: 1070 The Peace River School Division (FNMI)

Province: Alberta (FNMI)

English Lang Arts 30-1

	Peace River School Division (FNMI)					Alberta (FNMI)				
	2020	2021	2022	2023	2024	2020	2021	2022	2023	2024
Students Writing	n/a	n/a	4	16	21	n/a	n/a	722	1,286	1,402
Diploma Examination Acceptable Standard (%)	n/a	n/a	*	81.3	85.7	n/a	n/a	73.5	78.3	81.7
Diploma Examination Standard of Excellence (%)	n/a	n/a	*	12.5	0.0	n/a	n/a	4.4	6.1	6.9
School Awarded Acceptable Standard (%)	n/a	n/a	*	100.0	100.0	n/a	n/a	97.1	98.1	98.0
School Awarded Standard of Excellence (%)	n/a	n/a	*	43.8	19.0	n/a	n/a	31.9	30.3	33.0



Notes:

1. Data values have been suppressed where the number of respondents/students is fewer than 6. Suppression is marked with an asterisk (*).
2. Participation in the Diploma Exams was impacted by the COVID-19 pandemic from 2019/20 to 2021/22. Caution should be used when interpreting trends over time.
3. Participation in the Diploma Exams was impacted by the fires in 2022/23. Caution should be used when interpreting trends over time for the province and those school authorities affected by these events.

Student Growth and Achievement (Grades 10-12)



Diploma Exam Results By Course

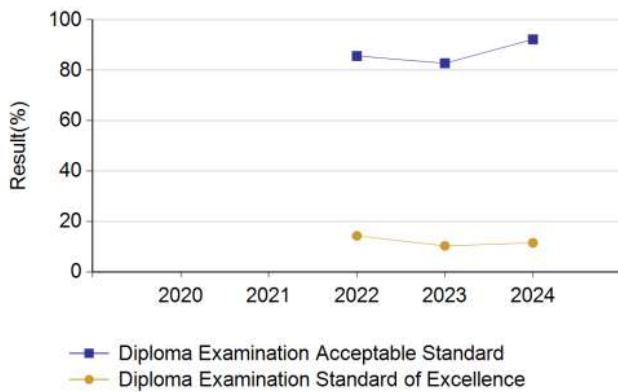
Authority: 1070 The Peace River School Division (FNMI)

Province: Alberta (FNMI)

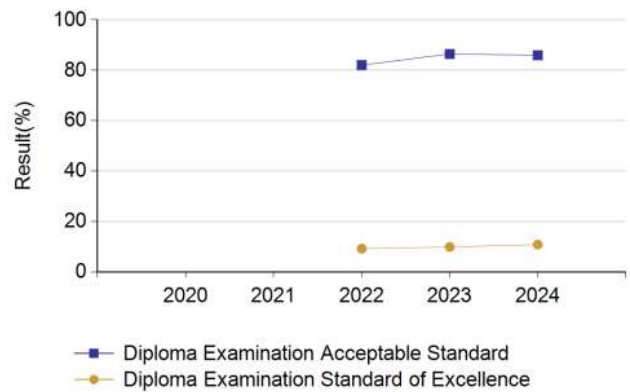
English Lang Arts 30-2

	Peace River School Division (FNMI)					Alberta (FNMI)				
	2020	2021	2022	2023	2024	2020	2021	2022	2023	2024
Students Writing	n/a	n/a	7	29	26	n/a	n/a	923	1,833	2,010
Diploma Examination Acceptable Standard (%)	n/a	n/a	85.7	82.8	92.3	n/a	n/a	82.1	86.5	86.0
Diploma Examination Standard of Excellence (%)	n/a	n/a	14.3	10.3	11.5	n/a	n/a	9.2	9.9	10.8
School Awarded Acceptable Standard (%)	n/a	n/a	85.7	96.6	96.2	n/a	n/a	96.0	96.3	95.1
School Awarded Standard of Excellence (%)	n/a	n/a	14.3	17.2	26.9	n/a	n/a	13.7	13.7	15.5

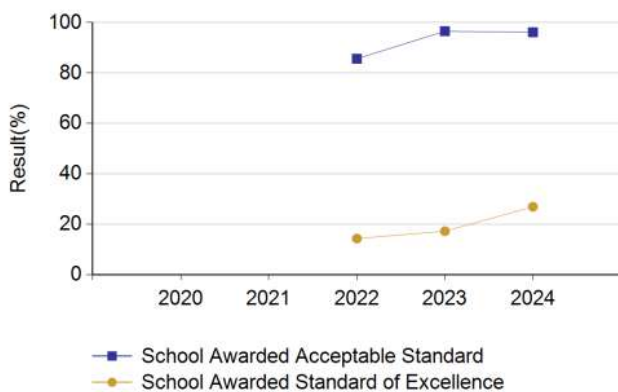
Diploma Examination
Peace River School Division (FNMI)



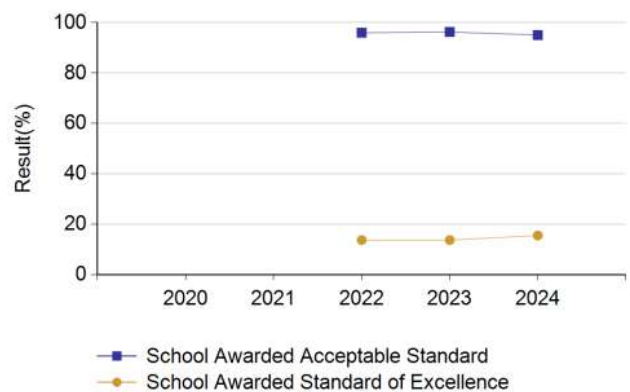
Diploma Examination
Alberta (FNMI)



School Awarded
Peace River School Division (FNMI)



School Awarded
Alberta (FNMI)



Notes:

1. Data values have been suppressed where the number of respondents/students is fewer than 6. Suppression is marked with an asterisk (*).
2. Participation in the Diploma Exams was impacted by the COVID-19 pandemic from 2019/20 to 2021/22. Caution should be used when interpreting trends over time.
3. Participation in the Diploma Exams was impacted by the fires in 2022/23. Caution should be used when interpreting trends over time for the province and those school authorities affected by these events.

Student Growth and Achievement (Grades 10-12)



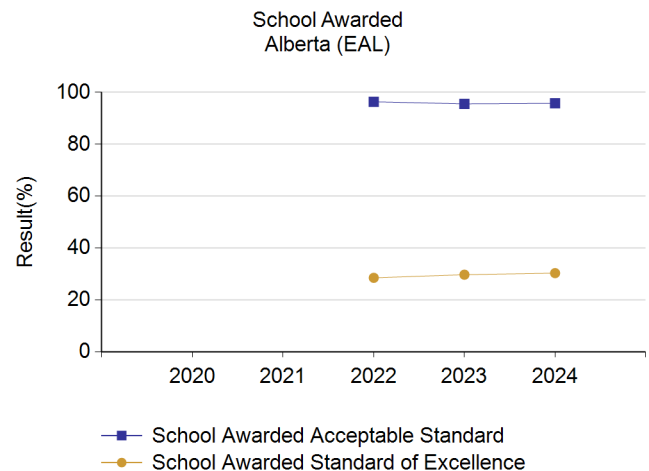
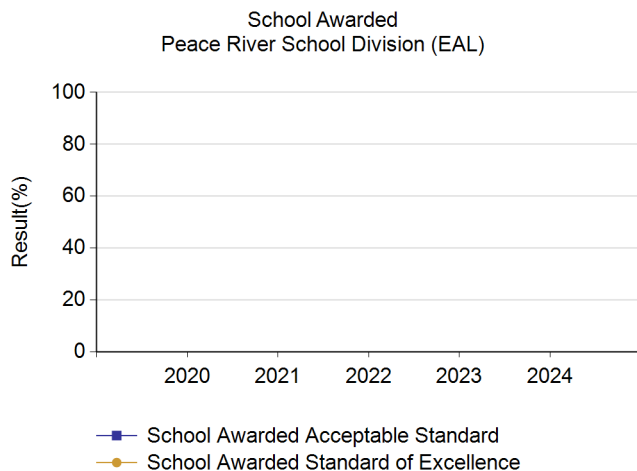
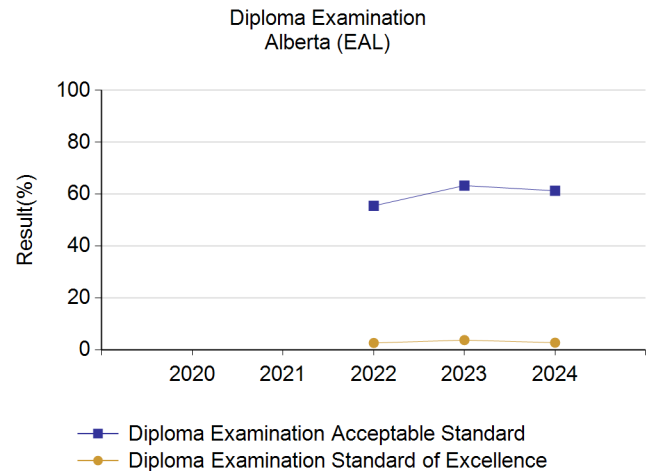

Diploma Exam Results By Course

Authority: 1070 The Peace River School Division (EAL)

Province: Alberta (EAL)

English Lang Arts 30-1

	Peace River School Division (EAL)					Alberta (EAL)				
	2020	2021	2022	2023	2024	2020	2021	2022	2023	2024
Students Writing	n/a	n/a	n/a	1	1	n/a	n/a	1,398	2,482	2,095
Diploma Examination Acceptable Standard (%)	n/a	n/a	n/a	*	*	n/a	n/a	55.5	63.3	61.3
Diploma Examination Standard of Excellence (%)	n/a	n/a	n/a	*	*	n/a	n/a	2.6	3.7	2.7
School Awarded Acceptable Standard (%)	n/a	n/a	n/a	*	*	n/a	n/a	96.4	95.6	95.8
School Awarded Standard of Excellence (%)	n/a	n/a	n/a	*	*	n/a	n/a	28.5	29.7	30.3



Notes:

1. Data values have been suppressed where the number of respondents/students is fewer than 6. Suppression is marked with an asterisk (*).
2. Participation in the Diploma Exams was impacted by the COVID-19 pandemic from 2019/20 to 2021/22. Caution should be used when interpreting trends over time.
3. Participation in the Diploma Exams was impacted by the fires in 2022/23. Caution should be used when interpreting trends over time for the province and those school authorities affected by these events.

Student Growth and Achievement (Grades 10-12)



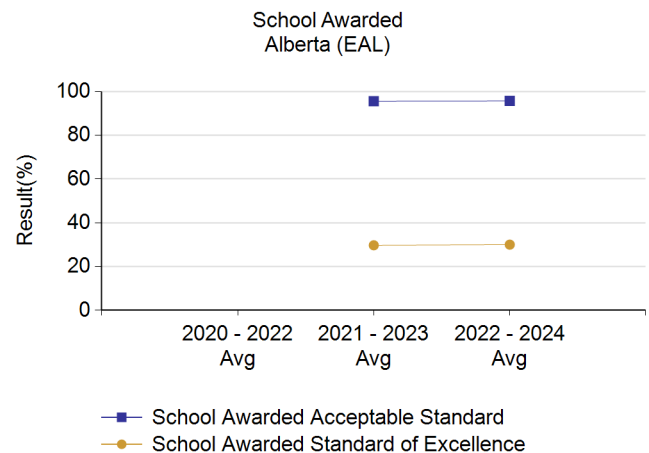
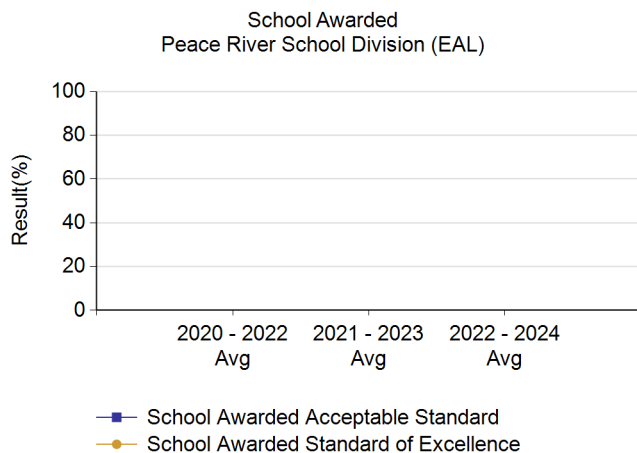
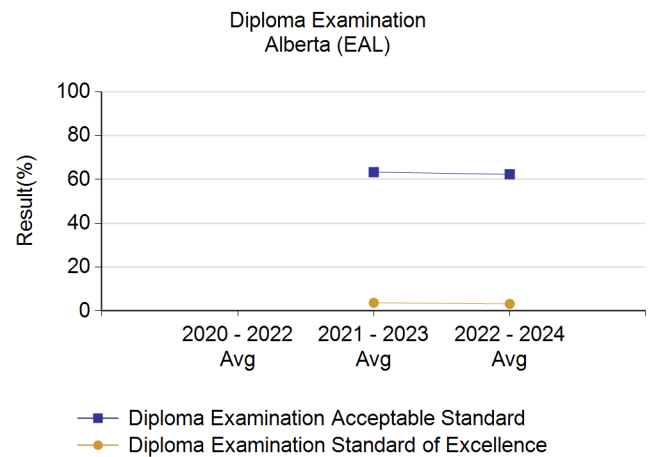

Diploma Exam Results By Course - 3 Year Rolling Average

Authority: 1070 The Peace River School Division (EAL)

Province: Alberta (EAL)

English Lang Arts 30-1

	Peace River School Division (EAL)			Alberta (EAL)		
	2020 - 2022 Avg	2021 - 2023 Avg	2022 - 2024 Avg	2020 - 2022 Avg	2021 - 2023 Avg	2022 - 2024 Avg
Students Writing	n/a	n/a	n/a	n/a	2,482	2,289
Diploma Examination Acceptable Standard (%)	n/a	n/a	n/a	n/a	63.3	62.3
Diploma Examination Standard of Excellence (%)	n/a	n/a	n/a	n/a	3.7	3.2
School Awarded Acceptable Standard (%)	n/a	n/a	n/a	n/a	95.6	95.7
School Awarded Standard of Excellence (%)	n/a	n/a	n/a	n/a	29.7	30.0



Notes:

1. Data values have been suppressed where the number of respondents/students is fewer than 6. Suppression is marked with an asterisk (*).
2. Participation in the Diploma Exams was impacted by the COVID-19 pandemic from 2019/20 to 2021/22. School years 2019/20, 2020/21 and 2021/22 are not included in the rolling 3-year average. Caution should be used when interpreting trends over time.
3. Participation in the Diploma Exams was impacted by the fires in 2022/23. Caution should be used when interpreting trends over time for the province and those school authorities affected by these events.

Student Growth and Achievement (Grades 10-12)



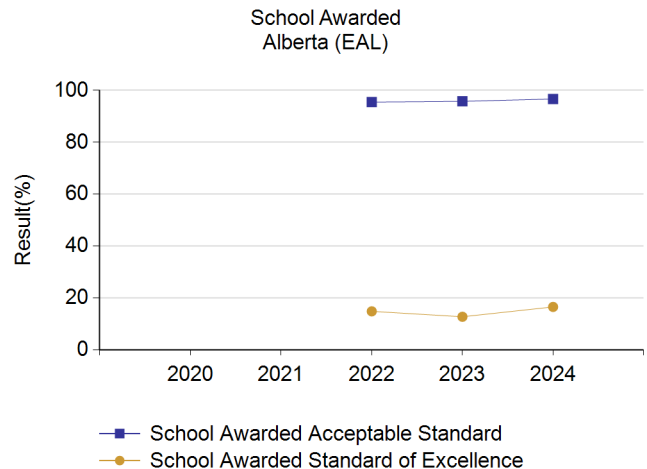
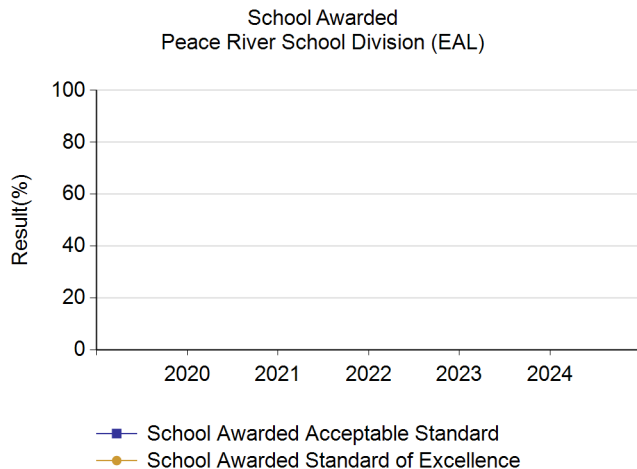
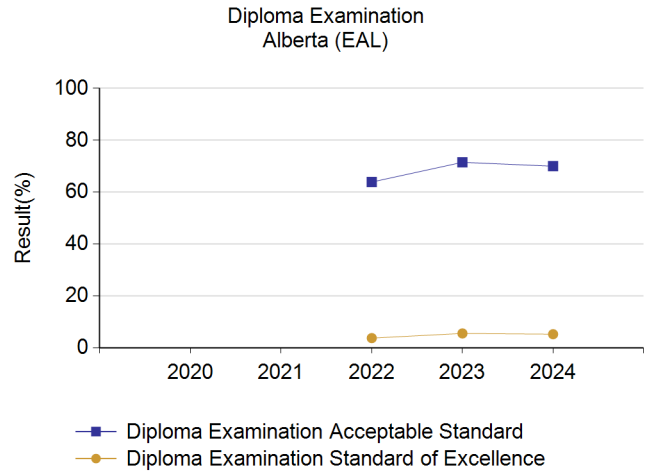

Diploma Exam Results By Course

Authority: 1070 The Peace River School Division (EAL)

Province: Alberta (EAL)

English Lang Arts 30-2

	Peace River School Division (EAL)					Alberta (EAL)				
	2020	2021	2022	2023	2024	2020	2021	2022	2023	2024
Students Writing	n/a	n/a	n/a	2	2	n/a	n/a	1,368	2,284	2,333
Diploma Examination Acceptable Standard (%)	n/a	n/a	n/a	*	*	n/a	n/a	63.9	71.5	70.0
Diploma Examination Standard of Excellence (%)	n/a	n/a	n/a	*	*	n/a	n/a	3.7	5.5	5.2
School Awarded Acceptable Standard (%)	n/a	n/a	n/a	*	*	n/a	n/a	95.5	95.8	96.7
School Awarded Standard of Excellence (%)	n/a	n/a	n/a	*	*	n/a	n/a	14.8	12.7	16.5



Notes:

1. Data values have been suppressed where the number of respondents/students is fewer than 6. Suppression is marked with an asterisk (*).
2. Participation in the Diploma Exams was impacted by the COVID-19 pandemic from 2019/20 to 2021/22. Caution should be used when interpreting trends over time.
3. Participation in the Diploma Exams was impacted by the fires in 2022/23. Caution should be used when interpreting trends over time for the province and those school authorities affected by these events.

Student Growth and Achievement (Grades 10-12)



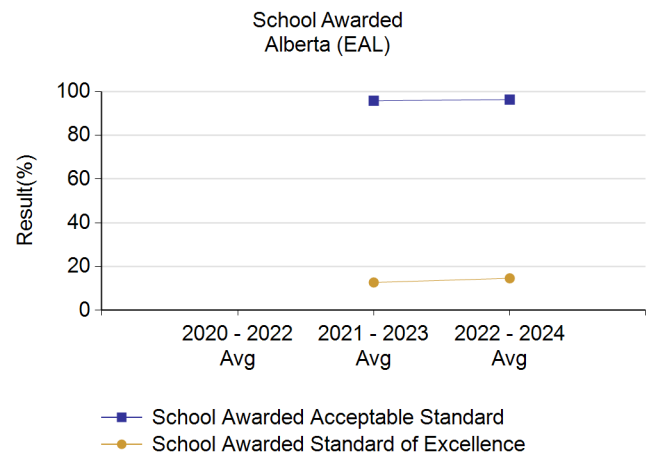
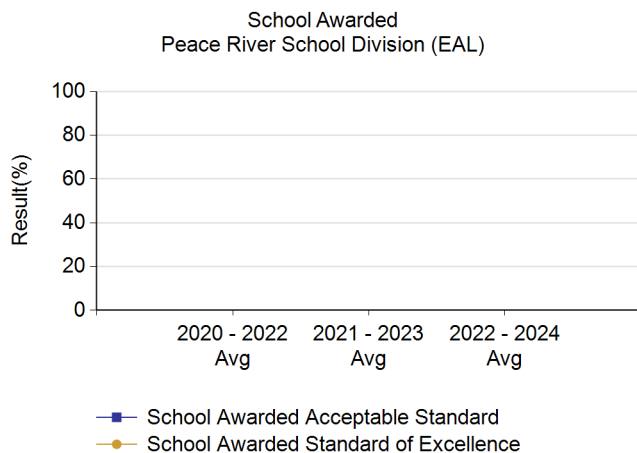
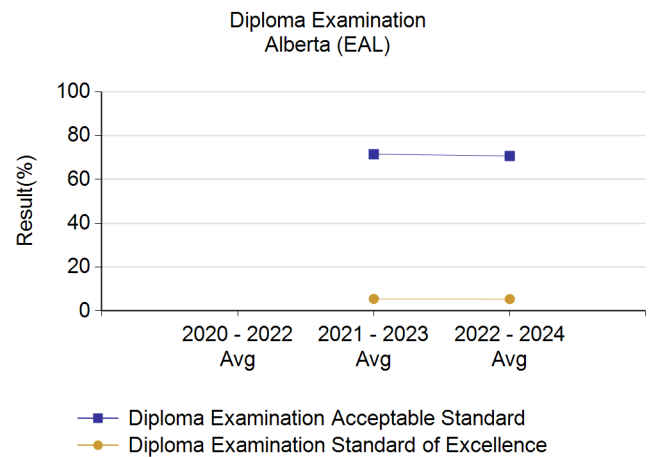

Diploma Exam Results By Course - 3 Year Rolling Average

Authority: 1070 The Peace River School Division (EAL)

Province: Alberta (EAL)

English Lang Arts 30-2

	Peace River School Division (EAL)			Alberta (EAL)		
	2020 - 2022 Avg	2021 - 2023 Avg	2022 - 2024 Avg	2020 - 2022 Avg	2021 - 2023 Avg	2022 - 2024 Avg
Students Writing	n/a	n/a	n/a	n/a	2,284	2,309
Diploma Examination Acceptable Standard (%)	n/a	n/a	n/a	n/a	71.5	70.7
Diploma Examination Standard of Excellence (%)	n/a	n/a	n/a	n/a	5.5	5.4
School Awarded Acceptable Standard (%)	n/a	n/a	n/a	n/a	95.8	96.3
School Awarded Standard of Excellence (%)	n/a	n/a	n/a	n/a	12.7	14.6



Notes:

1. Data values have been suppressed where the number of respondents/students is fewer than 6. Suppression is marked with an asterisk (*).
2. Participation in the Diploma Exams was impacted by the COVID-19 pandemic from 2019/20 to 2021/22. School years 2019/20, 2020/21 and 2021/22 are not included in the rolling 3-year average. Caution should be used when interpreting trends over time.
3. Participation in the Diploma Exams was impacted by the fires in 2022/23. Caution should be used when interpreting trends over time for the province and those school authorities affected by these events.